



UNIVERSIDAD JUÁREZ AUTÓNOMA DE TABASCO
PROGRAMA DE MEJORAMIENTO DEL PROFESORADO

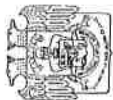
Informe Financiero Parcial : No. 102
Con corte al: 31 de MARZO de 2017

RUBROS	Fomento a la Gen. y Aplic. del Conoc.	Becas de Fomento a la Perm.	Recon. a la Calidad del Trabajo	Apoyo Mensual Complern.	Servicios	Materiales	Bienes Muebles	Acervos Bibliog.	Manutención	Cuota Compens.	Inscripcion	Colectadura	Seguro Médico	Transporte y Viaticos	Material Didactico	Beca Tesis	Graduación y Titulación	Serv. Educ.	TOTAL	
5781																				
5835																				
5835																				
DS/A/103.5/14/03/00													4,730.10							4,730.10
DS/A/103.5/14/07/06																				
DS/A/103.5/14/10/02																				
DS/A/103.5/14/11/341																				
DS/A/103.5/14/11/75																				
DS/A/103.5/14/11/1676																				
DS/A/103.5/14/09/02																				
DS/A/103.5/14/09/04																				
DS/A/103.5/14/06/16																				
DS/A/103.5/14/06/00																				
DS/A/103.5/14/06/03																				
DS/A/103.5/14/04/02					23,072.40															23,072.40
DS/A/103.5/14/01/101																22,000.00				22,000.00
DS/A/103.5/14/09/05																				
DS/A/103.5/14/01/04																				
DS/A/103.5/14/01/0453																				
DS/A/103.5/14/01/0200																				
DS/A/103.5/14/01/0451											2,000.00			336.50						2,336.50
DS/A/103.5/14/06/035										27,273.84										27,273.84
DS/A/103.5/14/01/2028																17,784.00				17,784.00
DS/A/103.5/14/01/0259		95,000.00																		95,000.00
TOTAL POR RUBRO	0.00	95,000.00	0.00	0.00	23,072.40	0.00	0.00	0.00	0.00	27,273.84	2,000.00	0.00	9,460.21	336.50	0.00	39,784.00	0.00	0.00	197,926.95	


 Dra. DORA MARÍA FRIAS MARQUEZ
 RESPONSABLE INSTITUCIONAL DEL PRODEP


 DR. JOSÉ MANUEL PINA GUTIERREZ
 RECTOR

UNIVERSIDAD JUÁREZ AUTÓNOMA DE TABASCO
PROGRAMA DE MEJORAMIENTO DEL PROFESORADO
INFORME FINANCIERO ACUMULADO No. 101
 Con corte al: 31 de diciembre de 2016



RUBROS	Fomento a la Gen. y Aplic. del Conv.	Becas de Fomento a la perm.	Recon. a la Calidad del Trabajo	Apoyo Mensual Complem.	Servicios	Materiales	Bienes Muebles	Acervos Bibliog.	Manutención	Cuota Compens.	Inscripcion	Colegiatura	Seguro Médico	Instalacion	Transporte y Viáticos	Material Didactico	Beca Testis	Graduación y Titulación	Serv. Educ.	TOTAL	
Anexos																					
PI/PROMEP/103.5/137045	44,067.56	24,000.00					38,339.76														107,407.32
PI/PROMEP/103.5/137045	269,868.67	66,000.00					66,075.64														402,044.31
PI/PROMEP/103.5/137045					126,999.99	69,998.38			29,064.00	31,500.00							4,000.00				261,562.37
DSA/103.5/14/2037									188,916.00	204,750.00	11,000.00	59,610.00			5,000.00	10,000.00					479,276.00
DSA/103.5/14/2580						1,940.00	966,176.63	28,996.00													997,117.63
DSA/103.5/14/10362	466,433.93	5,000.00	105,000.00			137,203.08	107,873.61														858,402.62
DSA/103.5/14/11341					33,150.00	37,756.96	12,260.04									2,756.00	10,000.00				95,923.02
DSA/103.5/14/11765					45,000.00										27,292.03		22,556.00				95,250.03
DSA/103.5/14/11876							96,702.91														96,702.91
DSA/103.5/14/149092							29,998.00														29,998.00
DSA/103.5/14/3048							67,070.91	1,000.00													68,070.91
DSA/103.5/15/6416									174,364.00	96,208.00		4,300.00									276,892.00
DSA/103.5/15/6600									386,700.00	95,688.00	22,368.40		18,345.59		20,546.50	18,850.00					574,528.49
DSA/103.5/15/6893	551,435.63	216,000.00				54,032.98	312,101.75	2,000.00													1,135,570.36
DSA/103.5/15/1045	206,165.05	216,000.00	60,000.00		23,072.40	2,489.51	379,196.70														886,833.65
DSA/103.5/15/1110					206,751.43	22,306.59	206,577.15	22,477.79							662,001.01						1,207,512.93
DSA/103.5/15/19085							1,285,822.41	2,990.00													1,303,390.64
DSA/103.5/15/1034						14,878.23	156,142.27														156,142.27
DSA/103.5/15/1045	20,560.29	6,000.00					22,500.00											60,000.00			49,060.29
DSA/103.5/15/1420							109,856.57	323,556.36							57,579.99						551,094.92
DSA/103.5/15/1445							17,214.40		116,256.00	138,122.00	13,255.00	18,000.00			1,898.00	10,000.00					314,745.40
DSA/103.5/15/5335	22,223.26	114,000.00				45,472.73			371,232.00	306,532.00	14,600.00	30,832.76			8,335.50	20,000.00					1,029,248.27
DSA/103.5/15/1202										55,051.04		117,402.40									194,833.44
DSA/103.5/15/1025																		17,784.00			113,784.00
TOTAL POR RUBRO	267,077,316.27	17,945,452.83	3,894,465.97	1,096,000.00	5,026,668.75	2,094,118.24	32,635,172.95	1,214,941.17	42,914,746.51	25,262,547.54	2,218,302.36	6,609,823.57	627,167.15	201,253.41	5,218,928.88	1,537,022.53	689,961.05	311,094.77	165,390.46		176,002,796.63


PK / 14

DR. JOSE MANUEL FINA GUTIERREZ
 RECTOR



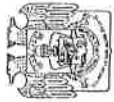
UNIVERSIDAD JUÁREZ AUTÓNOMA DE TABASCO
PROGRAMA DE MEJORAMIENTO DEL PROFESORADO
INFORME FINANCIERO ACUMULADO No. 101
 Con corte al: 31 de diciembre de 2016

RUBROS	Fomento a la Gen. y Aplica. del Conoc.	Becas de Fomento a la Perm.	Recon. a la Calidad del Trabajo	Apoyo Mensual Complem.	Servicios	Materiales	Bienes Muebles	Acervos Bibliog.	Manutención	Cuota Compens.	Inscripción	Colegiatura	Seguro Médico	Instalación	Transporte y Viáticos	Material Didáctico	Beca Tesis	Graduación y Titulación	Serv. Educ.	TOTAL
Anexos																				
97-01-01					83,937.34		1,666,647.19													1,750,584.53
97-03-01						549.00	815,337.82	82,605.00												898,491.82
98-01-01								1,329,954.00			4,867.62	58,262.00	171.00	63,831.00	205,583.79	149,408.29				1,812,077.70
98-02-01							595,796.08													505,796.08
98-03-01							38,219.10													38,219.10
98-04-01								1,620,325.72		3,851.00	6,763.06	24,577.00	2,469.00		33,173.30	2,428.21				1,693,387.29
98-05-01					1,367.50	9,084.50	235,481.74	33,060.85												279,804.59
98-06-01							419,997.73			38,960.00										458,957.73
98-07-01								910,298.71		59,170.32	158,881.50	67,253.85	29,571.85	9,930.00	40,571.41	27,993.16		20,580.69		1,324,149.49
98-08-01								238,148.00		15,288.00	56,860.00	132,725.00		8,883.00		20,000.00				471,904.00
98-11-01							598,840.00			2,877.00					38,608.45	30,000.00				670,325.45
99-01-01							881,174.00		13,932.00		7,970.00			15,969.00	103,349.16	59,325.72				1,091,669.88
99-02-01							263,084.00								5,998.00	10,000.00				279,082.00
99-04-01							345,208.99		9,411.96	125,927.00	24,000.00	3,490.00		16,000.00	31,300.00	11,546.44		3,200.00		571,206.39
99-05-01							47,750.00								20,481.99					76,724.87
99-06-02							58,080.00									20,000.00				78,080.00
99-07-01							323,712.00		6,576.00	17,472.00	83,250.00				6,186.66	6,440.62				443,636.28
2000-01-01							237,806.02		105,000.00	228,750.00	13,984.16				32,649.55	20,249.60		1,901.00		640,340.33
2000-02-01							78,100.89			46,600.00					8,884.85					133,995.74
2000-02-02							138,208.00													138,208.00
2000-03-01							1,410,133.97		14,796.00	18,000.00	210,065.00			30,754.05	33,974.00	55,641.61				1,773,354.63
2000-04							1,624.70													1,624.70
2000-04-01						24,054.84	2,174,536.71	64,454.45												2,263,646.00
2000-05-01					2,147.30	1,158.00	157,015.89	1,142.28												161,463.47
2000-06-01								886,466.00		238,080.00	22,400.00			23,900.00	90,460.56	31,591.98		2,145.00		1,304,643.54
2000-07-01								594,389.15		126,316.70	10,734.99			9,050.00	10,670.01	4,912.28			27,779.28	783,852.39
2000-09-01								401,711.00		331,634.00	7,392.00	174,730.00	9,162.00		38,475.86	32,368.03				1,003,632.89
2000-10-01							238,384.16		51,912.39	148,338.62			10,219.63	9,852.20	11,958.00	6,551.38				477,319.33
2000-11-01							103,474.00		47,754.00											151,228.00
2000-12-01							24,306.00								18,244.00	6,123.75				48,673.75



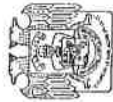
UNIVERSIDAD JUÁREZ AUTÓNOMA DE TABASCO
PROGRAMA DE MEJORAMIENTO DEL PROFESORADO
INFORME FINANCIERO ACUMULADO No. 101
Con corte al: 31 de diciembre de 2016

RUBROS	Fomento a la Gen. y Aplic. del Conoc.	Becas de Fomento a la perm.	Recon. a la Calidad del Trabajo	Apoyo Mensual Complém.	Servicios	Materiales	Bienes Muebles	Acervos Bibliog.	Manutención	Cuota Compens.	Inscripcion	Colegiatura	Seguro Médico	Instalación	Transporte y Viaticos	Material Didactico	Beca Testis	Graduación y Titulación	Serv. Eduz.	TOTAL
2001-01-01										54,576.00					5,492.00	6,970.48				67,038.48
2001-02-01									487,472.45	1,603,312.04	72,315.00				3,740.00	11,650.00			130,865.46	866,384.95
2001-03-01									707,009.54	228,070.72	6,568.80	19,512.46	22,083.93		10,043.00	7,638.27				1,000,926.72
2001-04-01									751,818.08	334,265.27		437,706.40			63,157.90	21,720.82				1,602,668.47
2001-05					2,183.78	6,808.39	143,020.31	1,530.00												153,842.48
2001-06					3,423,125.71	101,240.82	3,927,942.75													7,458,309.08
2001-07-01									996,500.00	1,175,040.00	150,760.00	125,490.46			64,279.25	41,280.21		4,000.00	34,495.00	2,591,844.92
2001-08					1,062.85	9,886.99	66,388.47	25,139.48												102,278.59
2001-09-01									473,137.45	218,716.41	194,342.88	29,232.00			42,986.40	14,500.26				972,975.50
2001-09-02									159,720.00			70,666.81			27,098.87	10,660.75		11,000.00		278,538.43
2001-10-01									430,000.00	556,806.00	2,000.00	132,500.00			55,073.00	30,000.00		3,500.00		1,218,888.00
2002-01	15,165.00					1,897.20	155,951.17	44,364.57												217,367.94
2002-02-01									938,572.94	388,607.21	26,017.34	11,336.10	28,548.79		35,068.61	10,710.00				1,418,872.99
2002-02-02									130,660.00		27,500.00				33,822.95					192,002.55
UJAT-AB-USD									3,204,952.95	1,287,786.06	26,589.30	199,638.85	53,080.80		74,932.88	27,773.18		1,308.36		4,876,155.50
UJAT-AB-M.N									1,945,776.00	2,543,102.00	63,895.07	544,115.92			188,140.02	75,668.78		34,021.76		5,412,740.55
PTC-01-01	959,847.26	1,668,000.00		660,000.00	2,924.70	10,990.20	389,898.24	27,031.98												3,721,692.40
PTC-02-02	87,883.00	732,000.00		80,000.00	8,488.00		174,687.56	1,512.00												1,064,350.56
EXB-01-02		286,000.00				9,231.84	167,415.99													464,647.83
EXB-02-01	738,658.65	576,000.00		378,000.00		5,108.18	117,027.04	16,073.49												1,831,065.36
EXB-03-01		104,000.00					92,582.51	4,448.64												201,031.15
BECAS 2178									2,134,447.00	1,717,565.00	126,562.00	427,185.24			160,547.47	113,502.26		32,334.15		4,712,533.12
BECAS 2416									1,024,631.80	204,931.30	12,079.81	23,578.91	29,119.25		22,358.03	11,430.00				1,328,128.90
BECAS 2417									130,950.00		7,000.00	52,500.00			19,137.12	12,360.70		3,808.00		225,755.82
BECAS 1181									770,042.00	536,425.89	4,513.88	28,367.87	24,076.46		20,048.34	11,040.00				1,194,615.44
BECAS 2322	361,685.06	661,000.00	55,000.00				235,588.65	47,371.45												1,360,626.16
BECAS 189									261,576.00	235,692.00	119,286.00				7,220.20	10,000.00				633,774.20
BECAS 2179									759,258.76	284,706.59	6,060.85	17,296.00			30,715.19	10,640.00		1,988.90		1,090,956.29
BECAS 371															453,931.56					453,931.55
BECAS 503										837,528.00	56,925.00	1,570,088.84			75,936.12	92,697.76		82,500.00		2,715,677.72



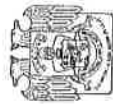
UNIVERSIDAD JUÁREZ AUTÓNOMA DE TABASCO
PROGRAMA DE MEJORAMIENTO DEL PROFESORADO
INFORME FINANCIERO ACUMULADO No. 101
 Con corte al: 31 de diciembre de 2016

RUBROS	Fomento a la Gen. y Aplc. del Conoc.	Becas de Fomento a la Perm.	Recon. a la Calidad del Trabajo	Apoyo Mensual Complem.	Servicios	Materiales	Bienes muebles	Acensos Bibliog.	Mantención	Cuota Compens.	Inscripcion	Colegiatura	Seguro Médico	Instalacion	Transporte y Viaticos	Material Didactico	Beca Tesis	Graduación y Titulación	Serv. Educ.	TOTAL	
Anexos																					
RPTC-2657						857.81	127,927.24	10,112.40												138,897.45	
AINPTC-168	183,123.38	144,000.00					31,829.48														358,952.86
AINPTC-1401	802,060.93	565,500.00	238,500.00				171,683.43	14,185.46													1,591,929.82
BECAS 1139									515,896.00	569,839.00	90,807.75	51,000.00			5,272.00	13,947.05		14,324.00			1,260,775.80
AREP 1402	2,458.19	96,000.00					27,519.98														125,978.17
BECAS 2140									130,800.00	52,800.00		6,000.00			4,615.00	10,000.00					204,215.00
BECAS 1140									752,378.10	332,387.49	1,386.10	34,362.15	33,034.40		16,207.83	25,846.91					1,205,510.99
BECAS 2608									2,155,346.27	782,241.67	1,560.32	51,022.75	100,723.02		56,690.09	25,937.96			21,490.83		3,195,983.51
UJATAB-CAV1415/48/7/55/8					231,377.35	80,576.05	39,985.36								555,171.84						887,010.60
AINPTC 1938	22,843.74																				22,843.74
AINPTC 2245	157,925.63																				157,925.63
AINPTC 2373	228,705.01	132,000.00	66,514.00				61,683.00	5,402.00													494,314.01
AREP-2388	230,108.23	144,000.00	84,000.00																		493,447.73
AINPTC 2447	38,301.61																				39,301.61
INPTC 2523	8,912.50	88,000.00					2,582.00														99,474.50
RAPTCPD 2529																					356,201.61
AINPTC 2582	2,559,834.43	1,435,480.00	331,480.00		4,065.93	20,091.50	321,831.11	14,279.00													4,555,348.33
AREP 2727	256,100.49	144,000.00					38,576.15														439,676.64
AINPTC 2874	188,786.47	144,000.00	78,000.00			857.44	16,753.11														438,997.02
AINPTC 2248	70,280.22																				70,280.22
AREP 2359	22,724.00																				22,724.00
BECAS 1592									537,690.00	267,546.00		96,600.00			15,099.00	26,999.03					949,936.03
BECAS 1593									2,711,859.40	1,208,576.29	964.90	76,705.47	81,042.12		70,276.97	39,862.42					4,189,287.57
BECAS 1594									258,910.27	517,966.86					8,500.00	10,996.34					794,373.47
2935							26,897.95														26,897.95
RAPTCPD 1498																					63,877.63
AREP 455	143,699.68	72,000.00																			215,699.68
AREP 1680	55,487.25	144,000.00					4,898.00														204,385.25
RAPTCPD 1836						29,099.80	263,381.43	2,170.00													294,651.33
AINPTC 1905	137,413.65	288,000.00					69,291.24	5,000.00													499,704.89



UNIVERSIDAD JUÁREZ AUTÓNOMA DE TABASCO
PROGRAMA DE MEJORAMIENTO DEL PROFESORADO
INFORME FINANCIERO ACUMULADO No. 101
Con corte al: 31 de diciembre de 2016

RUBROS	Fomento a la Gen. y Aplic. del Conoc.	Becas de Fomento a la Perm.	Recon. a la Calidad del Trabajo	Apoyo Mensual Complém.	Servicios	Materiales	Bienes Muebles	Acervos Bibliog.	Manutención	Cuota Compens.	Inscripción	Colegiatura	Seguro Médico	Instalación	Transporte y Vistifcos	Material Didactico	Beca Tesis	Gratuación y Titulación	Serv. Educ.	TOTAL	
Anecos																					
RAPTCPD 2204						5,108.23															5,108.23
AREP 2935							2,498.00														2,498.00
AINPTC 0090	221,853.28	144,000.00					5,545.98	4,238.00													376,635.26
AINPTC 0401	5,960.85																				5,960.85
RAPTCPD 420							108,259.74														108,259.74
BECA 2049									565,410.00	119,062.00											725,432.00
BECA 1978									247,044.00	347,500.00	12,500.00	107,500.00			5,000.00	10,000.00					729,544.00
BECA 1829									181,650.00	188,632.00					5,000.00	9,992.25					386,281.25
RAPTCPD 1624					3,450.00	2,758.97	389,168.05	5,000.00													404,377.02
RAPTCPD 1902						14,034.76	1,097,408.02	61,304.98													1,172,747.76
AREP 2417	1,170,167.73	456,454.82	281,000.00		9,064.60	23,415.48	350,557.29	2,803.00													2,293,462.92
AINPTC 2598	1,349,017.02	500,000.00	367,000.00		7,356.40		233,738.76	10,388.50													2,471,520.68
AINPTC 3088		48,000.00					25,381.27														73,891.27
AREP 2731	41,300.30		80,000.00				15,914.00														117,414.30
AREP 3189	731,967.15	288,000.00	224,000.00		2,000.00		139,237.86	13,816.00													1,399,021.04
BECAS 3190									1,271,550.00	1,200,654.00	15,970.00	466,500.00			20,000.00	49,927.75					3,025,165.75
AINPTC 1233	54,088.91																				54,088.91
AINPTC 1837	518,432.19	144,000.00					3,988.88	35,225.01													701,656.08
RAPTCPD 3047					4,000.00	4,149.05	678,584.20	50,781.00													737,514.25
AINPTC 3188	476,532.77		60,000.00		8,000.00		31,981.86	8,017.42													564,532.07
AREP 3375	215,346.42						39,737.13														255,143.55
RAPTCPD 1833	249,220.54						25,845.84	5,840.00													280,706.48
UJAT-CA-15/CA-176					196,107.01	67,106.42	36,342.30	9,904.54			7,980.00				159,666.86	5,500.00					482,607.13
AREP 3985	535,721.32	150,000.00	120,000.00				79,987.42														885,708.74
BECAS 4312									959,112.00	1,078,128.00	1,500.00	161,100.00			14,072.50	36,625.97					2,250,538.47
BECAS 4311									946,178.17	274,284.66	35,599.72			33,640.05	41,249.40	19,833.60					1,350,704.62
RAPTCPD 3661					35,676.00		1,674,504.30	58,964.46													1,769,544.76
AINPTC 3884	34,960.75	72,000.00					30,338.92	9,661.08													146,960.75
AREP 4303	566,627.16	144,000.00	119,000.00				44,516.45	21,885.00													896,028.61
AREP 4376	171,869.32	552,000.00			10,040.26		482,827.34	56,684.75													1,253,451.67



UNIVERSIDAD JUÁREZ AUTÓNOMA DE TABASCO
PROGRAMA DE MEJORAMIENTO DEL PROFESORADO
INFORME FINANCIERO ACUMULADO No. 101
Con corte al: 31 de diciembre de 2016

RUBROS	Fomento a la Gen. y Aplic. del Conoc.	Becas de Fomento a la Perm.	Recon. a la Calidad del Trabajo	Apoyo Mensual Complem.	Servicios	Materiales	Bienes Muebles	Avenos Bibliog.	Manutención	Cuota Compens.	Inscripción	Colegiatura	Seguro Médico	Instalación	Transporte y Viáticos	Material Didáctico	Beca Tesis	Graduación y Titulación	Serv. Educ.	TOTAL	
Anejos																					
RAPTCPD 4963					2,001.00	11,300.00	1,016,351.38	96,008.00													1,127,660.38
BECAS 5301									764,629.50	313,738.49	5,686.39	16,811.07	40,179.06		18,100.61	17,220.00					1,176,366.12
BECAS 5407									238,778.00	170,843.00											410,421.00
BECAS 5300									891,950.02	188,706.03	59,784.70	137,569.24	30,488.00			12,130.00					1,161,647.99
AINPTC 7315	852,200.77	216,000.00			75,400.01	278,748.85	78,076.28	13,335.00													1,159,672.05
AIRICA 1066 CA/5622Z/17/15/191																		69,806.00			1,014,419.40
BECAS 5546									523,152.00	668,788.00	18,800.00	237,697.00			14,278.00	30,000.00		17,837.00			1,710,553.00
AINPTC 3702	1,353,739.22	792,590.01	284,000.00		4,999.60		395,512.41	17,978.52													2,828,789.76
AREP 3705	518,556.22	72,000.00	168,000.00				39,861.78	9,200.00													807,618.00
RAPTCPD 4456					36,000.00				1,148,780.40	522,998.18	7,470.00		26,733.00		32,900.00						1,732,391.58
BECAS 5538						95,250.00	58,788.72								79,145.22		91,151.00				486,654.94
AIRICA 6860 CA/1228/22/23/20/24/2					153,850.00			8,000.00													502,730.19
AINPTC 6695	107,152.91	144,000.00	80,000.00			8,697.00	189,577.28	8,000.00													7,636,296.29
AINPTC 3563	3,535,961.11	1,949,000.00	515,000.00				1,560,191.63	67,748.55													990,851.41
AIRICA 2152 CA/2201/15/17/18/1					47,328.02	218,343.87	190,382.82				23,124.00				319,674.70						1,105,909.94
AINPTC 4379																					340,680.28
AIRICA 4610 CA/1237/229					65,876.00	20,903.23	62,817.32				9,900.00				136,443.73		45,000.00				2,869,494.89
AINPTC 8115	1,777,541.77	570,000.00	225,000.00		4,000.00	332.20	292,820.92														227,880.48
AINPTC 8116	102,843.49	72,000.00					47,037.06	4,999.93													321,764.95
AINPTC 9747	211,266.07	72,000.00					34,498.88	4,000.00													166,822.69
AIRICA 4884 CA-195						166,822.69															150,593.12
PIPROMEPI03.5/1					10,000.00	1,400.00		15,800.00							53,830.03		63,763.06				669,225.31
3/5266.CA.24015																					160,117.70
PIPROMEPI03.5/1					149,848.77	234,292.06	182,566.10				3,481.18				79,007.20		20,000.00				1,402,410.94
3/7287.CA																					2,256,434.99
PIPROMEPI03.5/1																					1,690,555.68
3/5073.CA.210																					364,962.32
3/5784																					1,265,662.65
PIPROMEPI03.5/1																					8,795,684.38
3/6525																					
PIPROMEPI03.5/1																					
3/6635																					
PIPROMEPI03.5/1																					
3/6636																					
PIPROMEPI03.5/1																					
3/6542																					
PIPROMEPI03.5/1	2,640,442.19	3,386,458.00	363,971.97			26,100.95	2,267,151.27	120,560.00													
3/7044																					